



www.spacalpha.com

US SPAC MONITOR

Mar 14, 2022

This Presentation (the “Presentation”) is provided on a strictly informational basis only. By reviewing or reading this Presentation, you will be deemed to have agreed to the obligations and restrictions set out below. Without the express prior written consent of SPAC Alpha LLC, the Presentation and any information contained within it may not be (i) reproduced (in whole or in part), (ii) copied at any time, (iii) used for making investment decisions. This Presentation does not constitute or form part of, and should not be construed as, an offer, invitation or inducement to purchase or subscribe for securities nor shall it or any part of it form the basis of, or be relied on in connection with, any contract or commitment whatsoever. This Presentation does not constitute either advice or a recommendation regarding any securities. This Presentation shall not constitute an offer to sell or the solicitation of an offer to buy nor shall there be any sale of these securities in any state in which such offer, solicitation or sale would be unlawful prior to registration or qualification under the securities laws of any such state.

No representations or warranties, express or implied are given in, or in respect of, this Presentation. To the fullest extent permitted by law in no circumstances will SPAC Alpha, or any of its respective subsidiaries, shareholders, affiliates, representatives, partners, directors, officers, employees, advisers or agents be responsible or liable for any direct, indirect or consequential loss or loss of profit arising from the use of this Presentation, its contents (including economic models or any other materials from SPAC Alpha), its omissions, reliance on the information contained within it, or on opinions communicated in relation thereto or otherwise arising in connection therewith. The information contained in this Presentation has not been independently verified. Recipients of this Presentation are not to construe its contents, or any prior or subsequent communications from or with SPAC Alpha or its representatives as investment, legal or tax advice. In addition, this Presentation does not purport to be all-inclusive or to contain all the information related to the subject matter. Recipients of this Presentation should each make their own evaluation of the subject matter and of the relevance and adequacy of the information and should make such other investigations as they deem necessary.

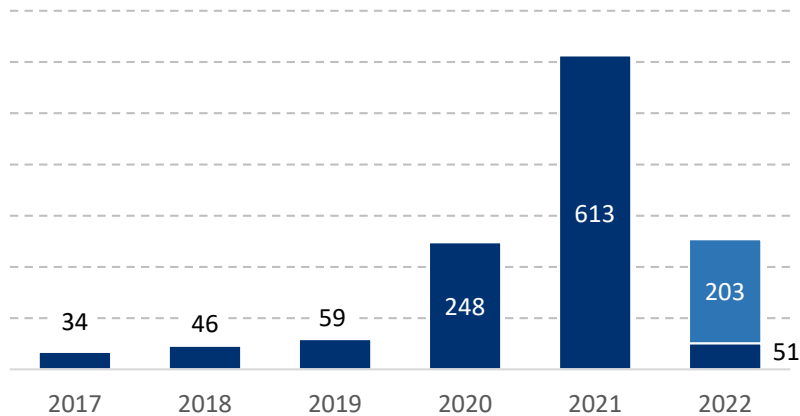
This Presentation contains illustrative returns, projections, estimates and beliefs and similar information (“Forward Looking Information”). Forward Looking Information is subject to inherent uncertainties and qualifications and is based on numerous assumptions, in each case whether or not identified in the Presentation. Forward Looking Information is provided for illustrative purposes only and is not intended to serve as and must not be relied on by any investor as, a guarantee, an assurance, a prediction or a definitive statement of fact or probability. Nothing in this Presentation should be construed as a profit forecast. Actual events and circumstances are difficult or impossible to predict and will differ from assumptions. Some important factors that could cause actual results to differ materially from those in any Forward-Looking Information could include changes in domestic and foreign business, market, Financials, political, and legal conditions. There can be no assurance that any Forward-Looking Information will be realized, and the performance may be materially and adversely different from the Forward-Looking Information. The Forward-Looking Information speaks only as of the date of this Presentation. SPAC Alpha expressly disclaims any obligation or undertaking to release any updates or revisions to any Forward Looking Information to reflect any change in SPAC Alpha’s expectations with regard thereto or any changes in events, conditions or circumstances on which any Forward Looking Information is based. Accordingly, undue reliance should not be placed upon the Forward-Looking Information.

The communication of this Presentation is restricted by law; it is not intended for distribution to, or use by any person in, any jurisdiction where such distribution or use would be contrary to local law or regulation. This Agreement supersedes and replaces all previous oral or written agreements, memoranda, correspondence, or other communications between the parties hereto relating to the subject matter hereof.

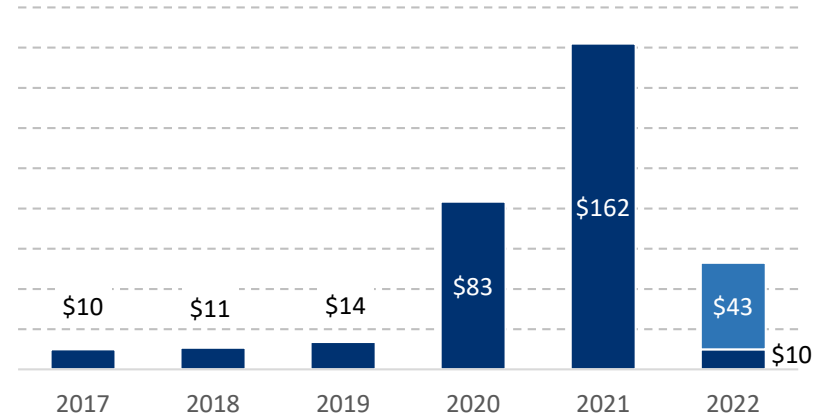
SPAC IPO & IBC ACTIVITY

■ IPO Priced/IBCs Closed ■ Filed but pending

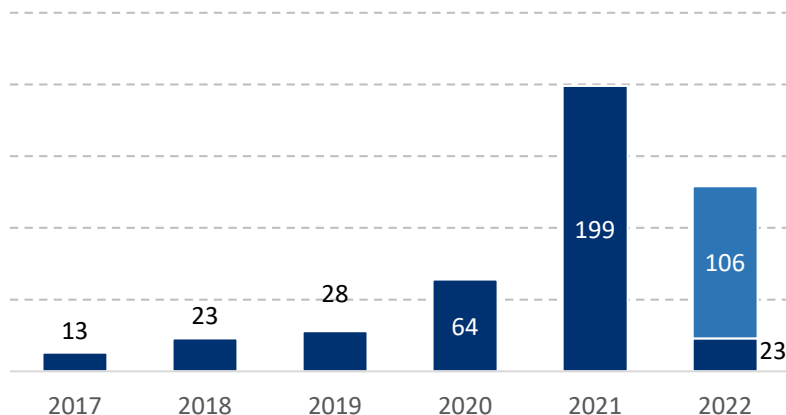
Number of SPAC IPOs



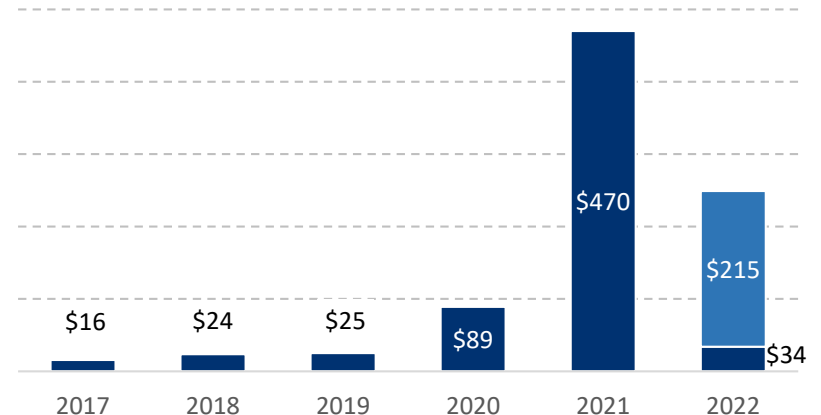
Value of SPAC IPOs, \$billion



Number of SPAC IBCs



Value of SPAC IBCs, \$billion



CURRENT SPAC PIPELINE

| Current SPAC Pipeline | Number | Value, \$billion | |
|-----------------------|--------|------------------|-------|
| S-1 filings | 203 | 42.6 | |
| Total active SPACs | 719 | 190.5 | |
| - Searching for IBCs | 613 | 164.5 | |
| - Live IBCs | 106 | IPO: | 26.0 |
| | | EV: | 214.8 |
| Closed SPAC IBCs | 23 | 34.5 | |
| Liquidated SPACs | 1 | 0.3 | |

WEEKLY SPAC ACTIVITY

| SPAC Activity Last Week | Number | Value, \$million | |
|-------------------------|--------|------------------|-------|
| S-1 filings | 3 | 235 | |
| IPOs | 3 | 370 | |
| New IBCs announced | 1 | IPO: | 230 |
| | | EV: | 1,019 |
| IBCs closed | 2 | IPO: | 373 |
| | | EV: | 2,447 |
| SPACs liquidated | 0 | 0 | |

SPAC IPOs: LAST WEEK

| SPAC | Ticker | IPO Size, \$M | IPO Unit | Focus | Sponsor(s) | IPO Date | Fri Price, \$ |
|---------------------------------|--------|---------------|----------|--------------------|--|----------|---------------|
| Nubia Brand International Corp. | NUBIU | 110 | S+W/2 | Technology, Global | Mach FM | 11-Mar | 9.96 |
| Patria Acquisition Corp. | PLAOU | 200 | S+W/2 | General, LatAm | Patria Investments | 10-Mar | 10.04 |
| Lakeshore Acquisition II Corp. | LBBBU | 60 | S+W/2+R | General, Global | 2 nd SPAC by Lakeshore team | 9-Mar | 9.99 |

SPAC S-1 FILINGS: LAST WEEK

| SPAC | Ticker | Filed IPO Size, \$M | IPO Unit | Focus | Sponsor(s) | Filing Date |
|--------------------------------------|--------|---------------------|----------|--------------------|--------------------------------|-------------|
| Acri Capital Acquisition Corporation | - | 75 | S+W/2 | General, US | 1 st time SPAC team | 11-Mar |
| Redwoods Acquisition Corp. | RWODU | 100 | S+W+R | Energy, Global | 1 st time SPAC team | 10-Mar |
| Yotta Acquisition Corporation | - | 60 | S+W | Technology, Global | 1 st time SPAC team | 10-Mar |

LIVE IBCs (I)

| SPAC | Ticker | Target | Focus | EV, \$M | EV/IPO | IBCs Announced | Fri Price, \$ |
|--------------------------------------|--------|---------------------------|--------------------|---------|--------|----------------|---------------|
| Endurance Acquisition Corp. | EDNC | SatixFy Communications | Technology, Global | 632 | 3.1x | 8-Mar | 9.86 |
| AMCI Acquisition Corp. II | AMCI | LanzaTech | Industrial, Global | 1,815 | 10.5x | 8-Mar | 9.77 |
| Provident Acquisition Corp. | PAQC | Perfect | Consumer, Global | 1,019 | 4.4x | 3-Mar | 9.83 |
| Delwinds Insurance Acquisition Corp. | DWIN | Foxo Technologies | Technology, US | 369 | 1.8x | 24-Feb | 9.93 |
| Brilliant Acquisition Corporation | BRLI | Nukkleus | Financial, US | 140 | 3.0x | 23-Feb | 10.32 |
| SPK Acquisition Corp. | SPK | Varian Biopharmaceuticals | Healthcare, US | 116 | 2.3x | 14-Feb | 9.89 |
| Northern Lights Acquisition Corp. | NLIT | Safe Harbor Financial | Financial, US | 227 | 1.9x | 14-Feb | 10.12 |
| Software Acquisition Group Inc. III | SWAG | Nogin | Technology, Global | 646 | 2.8x | 14-Feb | 9.97 |
| DPCM Capital, Inc. | XPOA | D-Wave | Technology, Global | 1,347 | 4.5x | 8-Feb | 9.88 |
| CHW Acquisition Corporation | CHWA | Wag Labs | Consumer, US | 348 | 2.8x | 3-Feb | 9.85 |

LIVE IBCs (II)

| SPAC | Ticker | Target | Focus | EV, \$M | EV/IPO | IBCs Announced | Fri Price, \$ |
|--|--------|--------------------------|-------------------------------|---------|--------|----------------|---------------|
| Edoc Acquisition Corp. | ADOC | Calidi Biotherapeutics | Healthcare, Global | 449 | 4.9x | 2-Feb | 10.14 |
| Angel Pond Holdings Corp | POND | MariaDB Corporation Ab | Technology, Global | 672 | 2.5x | 1-Feb | 9.83 |
| OTR Acquisition Corp. | OTRA | Comera Life Sciences | Healthcare, US | 151 | 1.4x | 31-Jan | 10.19 |
| Agrico Acquisition Corp. | RICO | Kalera | Food, Global | 375 | 2.6x | 31-Jan | 10.12 |
| Mountain Crest Acquisition Corp. III | MCAE | ETAO International Group | Healthcare, Asia | 2,500 | 25.0x | 28-Jan | 9.92 |
| Breeze Holdings Acquisition Corp. | BREZ | D-Orbit | Technology, Global | 1,278 | 11.0x | 27-Jan | 10.29 |
| ABRI SPAC I, INC. | ASPA | Apify Group | Financial, Global | 480 | 8.4x | 27-Jan | 9.88 |
| Social Capital Suvretta Holdings Corp. I | DNAA | Akili Interactive | Healthcare, US | 906 | 3.6x | 26-Jan | 9.94 |
| Arisz Acquisition Corp. | ARIZ | BitFuFu | Financial, Asia | 1,511 | 21.9x | 25-Jan | 9.78 |
| Sports Ventures Acquisition Corp. | AKIC | DNEG | Media & Entertainment, Global | 1,706 | 7.4x | 25-Jan | 9.85 |

LIVE IBCs (III)

| SPAC | Ticker | Target | Focus | EV, \$M | EV/IPO | IBCs Announced | Fri Price, \$ |
|--|--------|----------------------|-------------------------------|---------|--------|----------------|---------------|
| Cohn Robbins Holdings Corp. | CRHC | Allwyn Entertainment | Media & Entertainment, Global | 9,312 | 11.3x | 21-Jan | 9.87 |
| Silver Spike Acquisition Corp II | SPKB | Eleusis | Healthcare, US | 446 | 4.5x | 20-Jan | 9.78 |
| Social Capital Suvretta Holdings Corp. III | DNAC | ProKidney | Healthcare, Global | 1,835 | 18.4x | 18-Jan | 9.86 |
| Viveon Health Acquisition Corp. | VHAQ | Suneva Medical | Healthcare, US | 300 | 1.5x | 12-Jan | 10.08 |
| Ackrell SPAC Partners I Co | ACKIT | Blackstone Products | Consumer, US | 900 | 6.5x | 23-Dec-2021 | 10.19 |
| Global SPAC Partners Co. | GLSPT | Gorilla Technology | Technology, Global | 708 | 4.2x | 22-Dec-2021 | 10.07 |
| Zanite Acquisition Corp. | ZNTE | Eve | Automotive, US | 2,400 | 10.3x | 21-Dec-2021 | 10.23 |
| Globis Acquisition Corp. | GLAQ | Forafric | Food, Global | 300 | 2.6x | 20-Dec-2021 | 10.21 |
| L&F Acquisition Corp. | LNFA | ZeroFox | Technology, Global | 1,308 | 7.5x | 20-Dec-2021 | 10.08 |
| ITHAX Acquisition Corp. | ITHX | Mondee | Travel & Hospitality, Global | 842 | 3.5x | 20-Dec-2021 | 9.87 |

LIVE IBCs (IV)

| SPAC | Ticker | Target | Focus | EV, \$M | EV/IPO | IBCs Announced | Fri Price, \$ |
|--|--------|----------------------|--------------------|---------|--------|----------------|---------------|
| Dynamics Special Purpose Corp. | DYNS | Senti Bio | Healthcare, US | 276 | 1.2x | 20-Dec-2021 | 9.88 |
| Armada Acquisition Corp. I | AACI | Rezolve | Technology, Global | 1,851 | 12.3x | 17-Dec-2021 | 9.82 |
| CleanTech Acquisition Corp. | CLAQ | Nauticus Robotics | Technology, Global | 377 | 3.8x | 17-Dec-2021 | 10.01 |
| North Atlantic Acquisition Corporation | NAAC | Telesign | Technology, Global | 1,300 | 3.4x | 16-Dec-2021 | 9.84 |
| Founder SPAC | FOUN | Rubicon Technologies | Technology, Global | 1,697 | 5.3x | 16-Dec-2021 | 10.02 |
| Spring Valley Acquisition Corp. | SV | NuScale Power | Energy, Global | 1,866 | 8.0x | 14-Dec-2021 | 10.22 |
| Gores Holdings VIII Inc. | GIIX | Footprint | Consumer, Global | 1,600 | 4.6x | 14-Dec-2021 | 9.88 |
| AEA-Bridges Impact Corp. | IMPX | LiveWire | Automotive, Global | 1,765 | 4.4x | 13-Dec-2021 | 9.90 |
| Aries I Acquisition Corporation | RAM | InfiniteWorld | Technology, Global | 554 | 3.8x | 13-Dec-2021 | 10.04 |
| SVF Investment Corp. 3 | SVFC | Symbotic | Industrial, Global | 4,752 | 14.9x | 13-Dec-2021 | 9.90 |

LIVE IBCs (V)

| SPAC | Ticker | Target | Focus | EV, \$M | EV/IPO | IBCs Announced | Fri Price, \$ |
|------------------------------------|--------|---|-------------------------------|---------|--------|----------------|---------------|
| Global Consumer Acquisition Corp. | GACQ | GP Global & Luminex | Consumer, Global | 507 | 2.8x | 13-Dec-2021 | 10.02 |
| Haymaker Acquisition Corp. III | HYAC | BioTE Holdings | Healthcare, US | 318 | 2.1x | 13-Dec-2021 | 9.83 |
| North Mountain Merger Corp. | NMMC | Corcentric | Financial, Global | 1,200 | 9.1x | 10-Dec-2021 | 9.88 |
| CC Neuberger Principal Holdings II | PRPB | Getty Images | Media & Entertainment, Global | 4,800 | 5.8x | 10-Dec-2021 | 9.90 |
| Virgin Group Acquisition Corp. II | VGII | Grove Collaborative | Consumer, US | 1,505 | 3.7x | 8-Dec-2021 | 9.89 |
| Oaktree Acquisition Corp. II | OACB | Alvotech | Healthcare, Global | 2,250 | 9.0x | 7-Dec-2021 | 9.88 |
| Apollo Strategic Growth Capital | APSG | American Express Global Business Travel | Travel & Hospitality, Global | 4,984 | 6.1x | 3-Dec-2021 | 9.89 |
| ArcLight Clean Transition Corp. II | ACTD | OPAL Fuels | Energy, US | 1,750 | 5.6x | 2-Dec-2021 | 9.87 |
| BOA Acquisition Corp. | BOAS | Selina | Travel & Hospitality, Global | 942 | 4.1x | 2-Dec-2021 | 9.86 |
| CF Acquisition Corp. VI | CFVI | Rumble | Media & Entertainment, Global | 2,231 | 7.4x | 1-Dec-2021 | 11.71 |

LIVE IBCs (VI)

| SPAC | Ticker | Target | Focus | EV, \$M | EV/IPO | IBCs Announced | Fri Price, \$ |
|-------------------------------------|--------|---------------------|---------------------|---------|--------|----------------|---------------|
| Broadscale Acquisition Corp. | SCLE | Voltus | Energy, US | 816 | 2.4x | 1-Dec-2021 | 9.85 |
| Adit EdTech Acquisition Corp. | ADEX | Griid | Financial, US | 3,300 | 12.0x | 30-Nov-2021 | 9.86 |
| Benessere Capital Acquisition Corp. | BENE | eCombustible Energy | Energy, US | 867 | 7.0x | 24-Nov-2021 | 10.22 |
| Bright Lights Acquisition Corp. | BLTS | Manscaped | Consumer, Global | 1,000 | 4.4x | 23-Nov-2021 | 9.87 |
| Blue Safari Group Acquisition Corp | BSGA | Bitdeer | Financial, Global | 4,000 | 68.9x | 18-Nov-2021 | 10.04 |
| Alpha Capital Acquisition Company | ASPC | Semantix | Technology, Global | 693 | 3.0x | 17-Nov-2021 | 9.92 |
| Archimedes Tech SPAC Partners Co. | ATSPT | SoundHound | Technology, Global | 2,067 | 15.5x | 16-Nov-2021 | 9.91 |
| Waldencast Acquisition Corp. | WALD | Obagi & Milk Makeup | Consumer, Global | 1,240 | 3.6x | 15-Nov-2021 | 9.89 |
| CHP Merger Corp. | CHPM | Accelus | Healthcare, US | 482 | 1.6x | 15-Nov-2021 | 10.15 |
| Crown PropTech Acquisitions | CPTK | Brivo | Real Estate, Global | 808 | 2.9x | 10-Nov-2021 | 9.87 |

LIVE IBCs (VII)

| SPAC | Ticker | Target | Focus | EV, \$M | EV/IPO | IBCs Announced | Fri Price, \$ |
|-------------------------------------|--------|----------------------------------|-------------------------------|---------|--------|----------------|---------------|
| Ventoux CCM Acquisition Corp. | VTAQ | Presto | Travel & Hospitality, US | 817 | 4.7x | 10-Nov-2021 | 10.09 |
| Tuatar Capital Acquisition Corp | TCAC | springbig | Cannabis, US | 300 | 1.5x | 9-Nov-2021 | 9.87 |
| USHG Acquisition Corp. | HUGS | Panera Brands | Food, US | TBD | TBD | 9-Nov-2021 | 10.07 |
| Biotech Acquisition Company | BIOT | Blade Therapeutics | Healthcare, US | 353 | 1.5x | 8-Nov-2021 | 9.85 |
| Duddell Street Acquisition Corp. | DSAC | FiscalNote | Technology, Global | 1,188 | 6.8x | 8-Nov-2021 | 9.91 |
| Quantum FinTech Acquisition Corp | QFTA | TradeStation | Financial, US | 1,428 | 7.1x | 4-Nov-2021 | 9.88 |
| AGBA Acquisition Ltd. | AGBA | OnePlatform & TAG Asia Capital | Financial, Asia | 555 | 12.1x | 4-Nov-2021 | 11.17 |
| Tailwind Two Acquisition Corp. | TWNT | Terran Orbital Corporation | Technology, Global | 1,580 | 4.6x | 28-Oct-2021 | 9.94 |
| B. Riley Principal 150 Merger Corp. | BRPM | FaZe Clan | Media & Entertainment, Global | 713 | 4.1x | 25-Oct-2021 | 9.92 |
| Digital World Acquisition Corp. | DWAC | Trump Media and Technology Group | Media & Entertainment, Global | 875 | 3.0x | 21-Oct-2021 | 71.37 |

LIVE IBCs (VIII)

| SPAC | Ticker | Target | Focus | EV, \$M | EV/IPO | IBCs Announced | Fri Price, \$ |
|-------------------------------------|--------|-----------------------------|-------------------------------|---------|--------|----------------|---------------|
| 26 Capital Acquisition Corp. | ADER | UE Resorts International | Travel & Hospitality, Asia | 2,600 | 9.5x | 15-Oct-2021 | 9.87 |
| Ace Convergence Acquisition Corp. | ACEV | Tempo Automation | Industrial, US | 936 | 4.1x | 14-Oct-2021 | 10.03 |
| RedBall Acquisition Corp. | RBAC | SeatGeek | Media & Entertainment, Global | 1,350 | 2.4x | 13-Oct-2021 | 9.92 |
| Dune Acquisition Corporation | DUNE | TradeZero | Financial, Global | 556 | 3.2x | 12-Oct-2021 | 9.93 |
| FirstMark Horizon Acquisition Corp. | FMAC | Starry | Technology, US | 1,656 | 4.0x | 7-Oct-2021 | 7.95 |
| Goldenbridge Acquisition Limited | GBRG | AgiiPlus | Technology, Asia | 578 | 10.1x | 4-Oct-2021 | 10.03 |
| Helix Acquisition Corp. | HLXA | MoonLake Immunotherapeutics | Healthcare, Europe | 360 | 2.4x | 4-Oct-2021 | 9.94 |
| TradeUP Global Corporation | TUGC | SAITECH | Financial, Global | 183 | 4.1x | 28-Sep-2021 | 9.85 |
| Gores Guggenheim, Inc. | GGPI | Polestar | Automotive, Global | 20,000 | 25.0x | 27-Sep-2021 | 10.89 |
| G Squared Ascend I Inc. | GSQD | Transfix | Consumer, US | 1,054 | 3.1x | 21-Sep-2021 | 9.82 |

LIVE IBCs (IX)

| SPAC | Ticker | Target | Focus | EV, \$M | EV/IPO | IBCs Announced | Fri Price, \$ |
|--|--------|--|-------------------------------|---------|--------|----------------|---------------|
| Cartesian Growth Corporation | GLBL | Tiedemann Group & Alvarium Investments | Financial, Global | 1,087 | 3.2x | 20-Sep-2021 | 9.87 |
| Poema Global Holdings Corp. | PPGH | Gogoro | Automotive, Global | 2,350 | 6.8x | 16-Sep-2021 | 9.93 |
| Artisan Acquisition Corp. | ARTA | Prenetics | Healthcare, Global | 1,254 | 3.7x | 15-Sep-2021 | 9.92 |
| EJF Acquisition Corp. | EJFA | Pagaya Technologies | Financial, Global | 8,500 | 29.6x | 15-Sep-2021 | 9.89 |
| Motive Capital Corp | MOTV | Forge Global | Financial, Global | 1,601 | 3.9x | 13-Sep-2021 | 9.44 |
| Golden Path Acquisition Corporation | GPCO | MC Hologram Inc. | Technology, Asia | 450 | 7.8x | 10-Sep-2021 | 10.02 |
| Highland Transcend Partners I Corp. | HTPA | Packable | Consumer, USS | 1,550 | 5.2x | 9-Sep-2021 | 9.93 |
| Magnum Opus Acquisition Limited | OPA | Forbes Media | Media & Entertainment, Global | 630 | 3.2x | 26-Aug-2021 | 9.91 |
| Ace Global Business Acquisition Limited | ACBA | DDC Enterprise | Food, Asia | 300 | 6.4x | 25-Aug-2021 | 10.19 |
| InterPrivate III Financial Partners Inc. | IPVF | Aspiration | Financial, Global | 1,943 | 7.5x | 18-Aug-2021 | 9.87 |

LIVE IBCs (X)

| SPAC | Ticker | Target | Focus | EV, \$M | EV/IPO | IBCs Announced | Fri Price, \$ |
|--|--------|---------------------------|-----------------------------|---------|--------|----------------|---------------|
| Silver Crest Acquisition Corp. | SLCR | Tim Hortons China | Consumer, Asia | 1,790 | 5.2x | 16-Aug-2021 | 9.87 |
| First Reserve Sustainable Growth Corp. | FRSG | EO Charging | Automotive, Global | 675 | 3.0x | 12-Aug-2021 | 9.75 |
| Model Performance Acquisition Corp. | MPAC | MultiMetaVerse | Media & Entertainment, Asia | 300 | 5.2x | 9-Aug-2021 | 10.08 |
| VPC Impact Acquisition Holdings II | VPCB | Kredivo | Financial, Asia | 2,019 | 7.9x | 2-Aug-2021 | 9.75 |
| Queen's Gambit Growth Capital | GMBT | Swvl | Technology, EEMEA | 1,130 | 3.3x | 28-Jul-2021 | 9.94 |
| Spartan Acquisition Corp. III | SPAQ | Allego | Automotive, Europe | 2,650 | 4.8x | 28-Jul-2021 | 9.88 |
| Bridgetown 2 Holdings Ltd | BTNB | PropertyGuru | Real Estate, Asia | 1,350 | 4.5x | 23-Jul-2021 | 9.47 |
| MDH Acquisition Corp. | MDH | Olive.com, PayLink Direct | Financial, US | 959 | 3.5x | 21-Jul-2021 | 9.75 |
| Lionheart Acquisition Corporation II | LCAP | MSP Recovery | Healthcare, US | 32,600 | 141.7x | 12-Jul-2021 | 10.05 |
| Far Peak Acquisition Corporation | FPAC | Bullish | Financial, US | 2,500 | 4.2x | 9-Jul-2021 | 9.92 |

LIVE IBCs (XI)

| SPAC | Ticker | Target | Focus | EV, \$M | EV/IPO | IBCs Announced | Fri Price, \$ |
|------------------------------------|--------|----------------|-------------------|---------|--------|----------------|---------------|
| Concord Acquisition Corp | CND | Circle | Financial, Global | 9,000 | 31.6x | 8-Jul-2021 | 9.95 |
| Venus Acquisition Corp | VENA | VIYI Algorithm | Technology, Asia | 400 | 8.7x | 10-Jun-2021 | 10.12 |
| Aurora Acquisition Corp. | AURC | Better | Financial, US | 6,732 | 27.7x | 11-May-2021 | 9.82 |
| FinTech Acquisition Corp. V | FTCV | eToro | Financial, Global | 7,900 | 31.6x | 16-Mar-2021 | 9.87 |
| East Stone Acquisition Corporation | ESSC | JHD Holdings | Financial, Asia | 1,000 | 7.2x | 18-Feb-2021 | 10.36 |
| Alberton Acquisition Corporation | ALAC | SolarMax | Energy, Global | 300 | 2.6x | 28-Oct-2020 | 11.95 |

CLOSED IBCs IN 2022 (I)

| SPAC | New Ticker | Target | Focus | EV, \$M | EV/IPO | IBCs Closed | Fri Price, \$ |
|---|------------|----------------------------|------------------------------|---------|--------|-------------|---------------|
| Healthcare Capital Corp. | DRTS | Alpha Tau | Healthcare, Global | 660 | 2.4x | 7-Mar | 11.80 |
| Supernova Partners Acquisition Company II, Ltd. | RGTI | Rigetti Computing | Technology, US | 1,152 | 3.3x | 2-Mar | 6.94 |
| Roth CH Acquisition III Co. | QTEK | QualTek | Technology, US | 828 | 7.2x | 14-Feb | 2.74 |
| Thayer Ventures Acquisition Corporation | ISPO | Inspirato | Travel & Hospitality, Global | 1,052 | 6.0x | 11-Feb | 10.71 |
| Novus Capital Corp II | NRGV | Energy Vault | Energy, Global | 1,133 | 3.9x | 11-Feb | 11.35 |
| Growth Capital Acquisition Corp. | CPTN | Cepton | Automotive, Global | 1,566 | 9.1x | 10-Feb | 6.99 |
| SilverBox Engaged Merger Corp I | BRCC | Black Rifle Coffee Company | Food, US | 1,711 | 5.0x | 9-Feb | 16.45 |
| CITIC Capital Acquisition Corp. | FSRD | Quanergy Systems | Automotive, Global | 1,079 | 3.9x | 8-Feb | 1.59 |
| Merida Merger Corp. I | LFLY | Leafly | Cannabis, US | 388 | 3.0x | 4-Feb | 6.39 |
| ECP Environmental Growth Opportunities Corp. | FSRD | Fast Radius | Technology, US | 995 | 2.9x | 4-Feb | 1.59 |

CLOSED IBCs IN 2022 (II)

| SPAC | New Ticker | Target | Focus | EV, \$M | EV/IPO | IBCs Closed | Fri Price, \$ |
|--|------------|------------------------|-------------------------------|---------|--------|-------------|---------------|
| Ivanhoe Capital Acquisition Corp. | SES | SES | Automotive, Global | 2,709 | 9.8x | 3-Feb | 6.84 |
| Vistas Media Acquisition Company Inc. | ANGH | Anghami | Media & Entertainment, EEMEA | 225 | 2.3x | 3-Feb | 10.57 |
| Environmental Impact Acquisition Corp. | GRNA | GreenLight Biosciences | Healthcare, US | 1,230 | 5.9x | 2-Feb | 9.98 |
| Sports Entertainment Acquisition Corp. | SGHC | Super Group | Media & Entertainment, Global | 4,640 | 10.3x | 27-Jan | 8.39 |
| Trebia Acquisition Corp. | SST | System1 | Technology, US | 1,435 | 2.8x | 27-Jan | 17.09 |
| Yellowstone Acquisition Company | SKYH | Sky Harbour | Real Estate, US | 503 | 3.6x | 25-Jan | 24.47 |
| CF Acquisition Corp. V | SATL | Satellogic | Technology, Global | 850 | 3.4x | 25-Jan | 8.26 |
| Power & Digital Infrastructure Acquisition Corp. | CORZ | Core Scientific | Technology, US | 4,300 | 12.5x | 20-Jan | 7.46 |
| Gores Metropoulos II, Inc. | SOND | Sonder | Real Estate, Global | 1,925 | 4.3x | 18-Jan | 4.67 |
| Decarbonization Plus Acquisition Corporation II | DCFC | Tritium | Automotive, Global | 1,444 | 3.6x | 13-Jan | 7.20 |

CLOSED IBCs IN 2022 (III)

| SPAC | New Ticker | Target | Focus | EV, \$M | EV/IPO | IBCs Closed | Fri Price, \$ |
|---|------------|------------------------|--------------------|---------|--------|-------------|---------------|
| Capstar Special Purpose Acquisition Corp. | GLS | Gelesis | Healthcare, Global | 964 | 3.5x | 13-Jan | 3.89 |
| Petra Acquisition, Inc. | REVB | Revelation Biosciences | Healthcare, US | 128 | 1.7x | 10-Jan | 1.16 |
| VPC Impact Acquisition Holdings III | DAVE | Dave | Financial, US | 3,563 | 14.0x | 5-Jan | 5.80 |

SPAC LIQUIDATIONS IN 2022

| SPAC | Ticker | IPO Size, \$M | IPO Unit | Focus | Sponsor(s) | IPO Date | Liquidation Date |
|--|--------|------------------|----------|--------------------|--------------------------------|-------------|---------------------|
| Burgundy Technology Acquisition Corporation | BTAQ | 345 | S+W/2 | Technology, Global | 1 st time SPAC team | 27-Aug-2020 | 1-Mar-2022 |

IPO UNDERWRITERS: LEAGUE TABLE YTD

| Rank by Vol Sold | Underwriters | Bookrunner Volume, \$M ¹ | % Share | Bookrunner Count | % Share |
|------------------|----------------------|-------------------------------------|---------|------------------|---------|
| 1 | Cantor Fitzgerald | 1,319 | 13.7% | 5 | 7.8% |
| 2 | Citigroup | 1,108 | 11.5% | 5 | 7.8% |
| 3 | EF Hutton | 800 | 8.3% | 8 | 12.5% |
| 4 | Goldman Sachs | 638 | 6.6% | 2 | 3.1% |
| 5 | BTIG | 574 | 6.0% | 4 | 6.3% |
| 6 | RBC Capital Markets | 460 | 4.8% | 2 | 3.1% |
| 7 | JP Morgan | 459 | 4.8% | 3 | 4.7% |
| 8 | A.G.P | 391 | 4.1% | 3 | 4.7% |
| 9 | Maxim | 380 | 4.0% | 3 | 4.7% |
| 10 | UBS | 345 | 3.6% | 2 | 3.1% |
| 11 | Oppenheimer | 316 | 3.3% | 1 | 1.6% |
| 12 | BofA Securities | 291 | 3.0% | 3 | 4.7% |
| 13 | Deutsche Bank | 263 | 2.7% | 1 | 1.6% |
| 14 | Moelis | 240 | 2.5% | 2 | 3.1% |
| 15 | I-Bankers Securities | 230 | 2.4% | 2 | 3.1% |
| 16 | SVB Leerink | 220 | 2.3% | 1 | 1.6% |
| 17 | Nomura | 219 | 2.3% | 1 | 1.6% |
| 18 | EarlyBirdCapital | 215 | 2.2% | 3 | 4.7% |
| 19 | Wells Fargo | 173 | 1.8% | 1 | 1.6% |
| 20 | Stifel Nicolaus | 173 | 1.8% | 2 | 3.1% |

1. Credit for Bookrunner Volume is awarded to the sole bookrunner or split equally among joint bookrunners